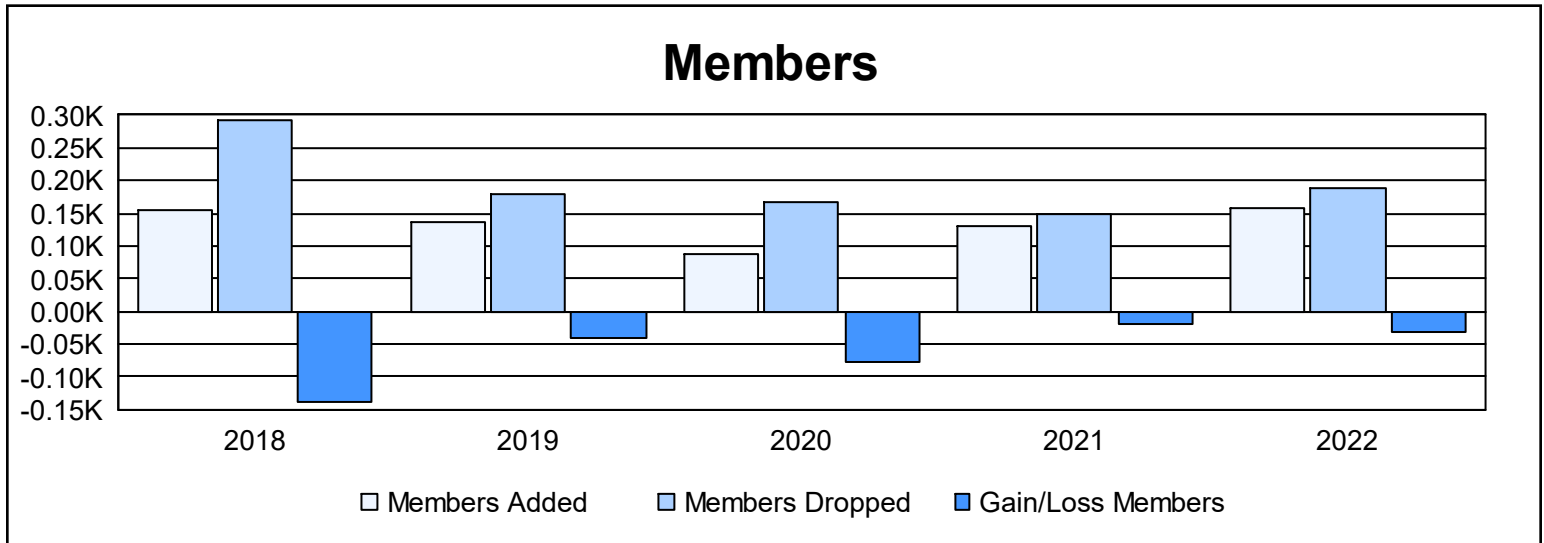
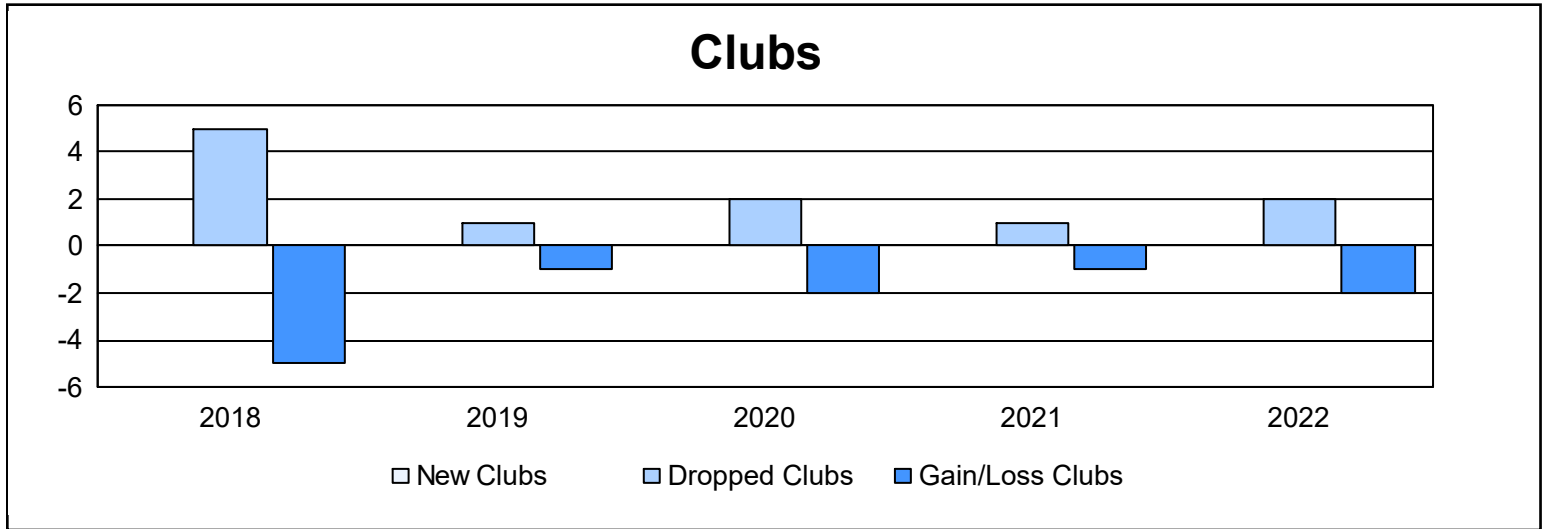
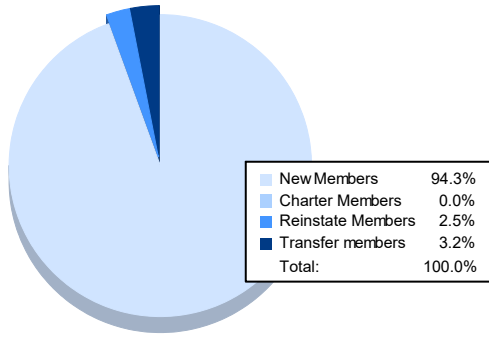


Year	New Clubs	Dropped Clubs	Gain/ Loss Clubs	New Members	Charter Members	Reinstate Members	Transfer Members	Total Member Added	Total Members Dropped	Gain/ Loss Members
2017-2018	0	5	-5	143	0	5	6	154	293	-139
2018-2019	0	1	-1	121	2	9	6	138	180	-42
2019-2020	0	2	-2	79	0	3	7	89	167	-78
2020-2021	0	1	-1	122	0	4	4	130	149	-19
2021-2022	0	2	-2	149	0	4	5	158	189	-31
<b>Average</b>	<b>0</b>	<b>2</b>	<b>-2</b>	<b>123</b>	<b>0</b>	<b>5</b>	<b>6</b>	<b>134</b>	<b>196</b>	<b>-62</b>



### Membership Composition June 2022 Cumulative



### Gender Composition June 2022 Cumulative

